

NAL/PUR/CCFP/243/23

26th July 2024


CORRIGENDUM / ADDENDUM


Tender ID: 2024_CSIR_197322_1

In continuation to our tender No. NAL/PUR/CCFP/243/23, uploaded on **05-Jun-2024**, for the procurement of “**Heat Treatment Equipment**”, the additional information/clarification shall be read as under: -

A) Corrigenda in Chapter 4 – Technical Specifications

S. No	Specific section/ sub-section	As per NAL Tender	To Be Read As
1	Section 4.2, paragraph 3	The processing equipment will be housed in a building (heat treatment bay) of size 70 m long X 15 m wide X 10 m high	The processing equipment will be housed in a building (heat treatment bay) of size 60 m long X 12 m wide X 10 m high tentatively
2	Section 4.2, Fig .1 has been updated	Bay area dimensions 70 m X 15 m X 10 m with equipment space dimensions 55 m X 8 m X 10 m	Bay area dimensions 60 m X 12 m X 10 m with equipment space dimensions 50 m X 6 m X 10 m tentatively
3	Section 4.2, 3rd paragraph & Section 4.2.21, point a)	Control room dimensions 10 m X 6 m X 6 m	Control room dimensions 9 m X 8 m X 6 m tentatively
4	Section 4.2.6, 4th paragraph	It is also in the scope of the supplier to obtain installation clearance from the environmental regulatory agency such as local pollution control boards	It is also in the scope of the supplier to obtain mandatory design and installation clearances, if any, from the environmental regulatory agency such as local pollution control boards.
5	Section 4.2.20 Introduction	The bidder must provide the following details in the offer for the technical evaluation and qualification. If the details are not provided, the technical bids will be deemed as not qualifiable	The bidder must provide the following details in the offer for the technical evaluation and qualification.



26 July 2024
Page 1 of 3



6	Section titled Installation, Commissioning and Acceptance Test	Section 4.4.3	Section 4.4.4
7	Section titled Training	Section 4.4.4	Section 4.4.5


B) Addenda in Chapter 4 - Technical Specs

S. No	Specific section/ sub-section	To Be Read Along With
1	Section 4.2.3, Table 3, additional point no. 5 in Bobbin dimensions	330 mm long
2	Section 4.2.9, Table 15, additional point no. 8	Note to Bidder Bidder may offer alternative dryer configurations to suit the functional requirements without affecting fiber tow integrity, while also ensuring spatial compactness and thermal efficiency.
3	Section 4.2.18, additional points no. 7 & 8	7) Power control thyristors as per standards IEC 60146-1-1, IEC 60947-4-1, IEC 61000-6-4, UL 508. 8) Variable Frequency Drives as per standards IEC 61800-2:2021, IEC 61800-3, IEC 61800-5-1, NEMA ICS 7.1, IEEE 519, UL 508C
4	Section 4.2.19 additional note	Note to Bidder The configuration of the Utilities is in the bidder's scope. It is essential to meet the process and equipment demands of these utilities and accordingly, the bidder must ensure the quality and capacity of the utilities mentioned above.
5	Section 4.2.20 additional points xi) and xii)	xi) Bidder must broadly indicate the equipment features or mechanisms that will be employed to achieve the key functional requirements namely the tension isolation, thermal uniformity in furnaces/ovens and required temperature gradients in ovens/furnaces, accuracy in fiber speed and smooth rotation of the fiber conveying rollers xii) As a part of the technical evaluation of the bid, the bidders will be required to deliver a presentation to the technical evaluation team for the assessment of the most essential expertise such as a) Fiber Tension Control System, b) Open & Continuous Operating Furnaces with thermal uniformity in the temperature ranges specified c) Proven track record of successful Automation and Equipment Integration.



6	Section 4.2.21 additional points l) and m)	l) The successful bidder must submit GAD, SLDs, Cable Schedules, and detailed drawings for stage-wise vetting by the NAL team before equipment fabrication, including the electrical panels. m) All the power and control panels are of safety category Class 1 type with appropriate insulation and earthing to safeguard from electrical shocks
7	Pre-dispatch inspection is inserted as section 4.4.3.	Pre-dispatch inspection will be conducted to verify the quantity, and quality of the components, the build quality of the units, safety-related inspections, unit-wise functional performance trials, as-built quality of the electrical panels, etc., for clearance before dispatch.

Kindly note that, all other terms and conditions of the tender shall remain the same.


Controller of Stores & Purchase
For and on behalf of CSIR